
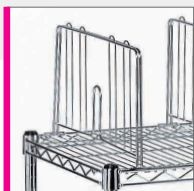


Clean linen range

Linen distribution trolleys

Our linen distribution carts made of wire chromed steel are equipped with dividers which enable nominative linen distribution.

They are very strong and reduce accumulation of dust and moisture. They can also be equipped with a pushing handle to facilitate their movement.



Hygienic



Ergonomic



Easy assembling



Robust

Advantages

- ▶ Resistant to heavy loads from 225 to 337 kg per shelf according to the trolley
- ▶ Easy cleaning: avoids any accumulation of dust
- ▶ Easy assembling: without nuts, without bolts neither tools

Clean linen range

Linen distribution trolleys

Linen distribution trolleys

Technical features

- ▶ Ø 25 mm tubular chromed posts
- ▶ 4 Ø 125 mm swivel wheels with round bumpers, 2 with brake
- ▶ 6 shelves with compartments thanks to chromed dividers
- ▶ Product delivered unassembled with clear and practical specifications

Description	Dimensions (in mm)	Reference
10-patient trolley	L. 767 x D. 457 x H. 1725	AH10200
15-patient trolley	L. 915 x D. 457 x H. 1725	AH10201
20-patient trolley	L. 1220 x D. 457 x H. 1725	AH10202
25-patient trolley	L. 1525 x D. 457 x H. 1725	AH10203
15-patient trolley with cloth hanging rod	L. 1220 x D. 457 x H. 1725	AH10204
20-patient trolley with cloth hanging rod	L. 1525 x D. 457 x H. 1725	AH10205



20-patient trolley with cloth hanging rod

Optional accessories

Description	Dimensions (in mm)	Reference
Cover for trolley AH10200	L. 767 x D. 457 x H. 1600	AH09305
Cover for trolley AH10201	L. 915 x D. 457 x H. 1600	AH09306
Cover for trolley AH10202 and AH102004	L. 1220 x D. 457 x H. 1600	AH09307
Cover for trolley AH10203 and AH102005	L. 1525 x D. 457 x H. 1600	AH09308



Other possible arrangements

Contact us for a custom-made solution!



1 Pillars


Description	Dimensions (in mm)	Reference
Ø 25 mm tubular chromed pillar	L. 900	BF20201
Ø 25 mm tubular chromed pillar	L. 1600	BF20202
Intermediate pillar	L. 1600	BF20241



Linen distribution trolleys

2 Shelves

Description	Dimensions (in mm)	Capacity (in kg)	Reference
Wire shelf	L. 762 x D. 457	337,5	BF20205
Wire shelf	L. 910 x D. 457	315	BF20206
Wire shelf	L. 1220 x D. 457	270	BF20208
Wire shelf	L. 1524 x D. 457	225	BF20209
Wire shelf	L. 1220 x D. 610	180	BF20213
Wire shelf	L. 1524 x D. 610	135	BF20214



The maximum loads mentioned in this document are only for a uniform weight distribution.


3 Dividers

Description	Dimensions (in mm)	Reference
Divider	D. 457 x H. 270	BF00215
Divider	D. 610 x H. 270	BF00216



Cloth-hanging rods

Description	Dimensions (in mm)	Reference
Lateral outside hanging rod	L. 300	BF20220
Inside hanging rod	L. 865	BF20221



Baskets and document holder

Description	Dimensions (in mm)	Reference
Wire chromed document holder	L. 270 x D. 96 x H. 298	BF20248

5 Special folder support

BF20250



Other accessories

Description	Dimensions (in mm)	Reference
Chromed handle	L. 457	BF20217
4 swivel wheels, 2 with brake with round bumpers	Ø 125	BF20319
12 label holders with labels	L. 76 x D. 36	BF03601

