

# Neop | 600 x 400 mobile work surfaces

## Care preparation in hospital wards or technical platform wards

- Robustness: excellent resistance, one-piece structure made of aluminium
- 100 % hygiene: designed with a minimum of retention zones, and resistant to disinfecting products of hospital environment
- Modular: wide range of drawers and accessories
- Light and easy to handle
- Ergonomic: designed for medical staff comfort
- Customizable: ward name identification on request



Robust



Hygienic



Ergonomic



Customizable

- Double or triple mobile column
- Height\*: 100 cm
- Roller shutter door, door wing or without door
- Code lock or badge lock, or without lock
- Optimal storage unit under work surface with direct access to products, thanks to front drawers without curtain door
- Mobile work surface: easy cleaning



### Customizable structure

3 available colours

Magenta pink

Apple green

Sky blue

\*For precise height, see technical data

## Standard configurations - PREMIUM

Remember to add the color reference of the structure.


### Mobile work surface Premium

Mobile work surface 2 col. 600 x 400 equipped with:

- 2 drawers 600 x 400 H. 75 mm
- 6 drawers 600 x 400 H. 155 mm
- 2 drawers 600 x 400 H. 235 mm

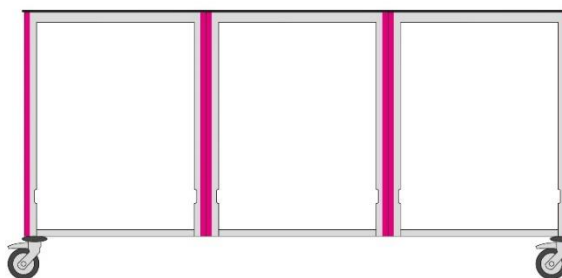
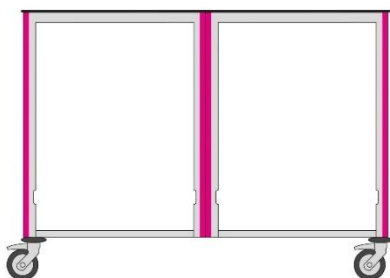
#### Reference

8YPTM264H100TJ



## Standard configurations - BASIC

Remember to add the color reference of the structure.



### Mobile work surface with 2 columns

Reference	Description
8YPTM264H100	NEOP Basic mobile work surface 2 col. 600x400 H100 without locking system + standard inside panels (40 mm level)
8YPTM264H100T	NEOP Basic mobile work surface 2 col. 600x400 H100 without locking system + inside panels for telescopic drawers
8YPTM264H100FBC	NEOP Basic mobile work surface 2 col. 600x400 H100 with door wing + code lock + standard inside panels (40 mm level)
8YPTM264H100TFBC	NEOP Basic mobile work surface 2 col. 600x400 H100 with door wing + code lock + inside panels for telescopic drawers
8YPTM264H100FRC	NEOP Basic mobile work surface 2 col. 600x400 H100 with roller shutter door + code lock + standard inside panels (40 mm level)

### Mobile work surface with 3 columns

Reference	Description
8YPTM364H100	NEOP Basic mobile work surface 3 col. 600x400 H100 without roller shutter door + standard inside panels (40 mm level)

# Custom configurations

## STEP 1 - Mobile work surface structure

Choice of mobile work surface structure according to its dimensions

Double-column work surface 40 mm level	Triple-column work surface 40 mm level
8Y264H100P4.PM	8Y364H100P4.PM

This reference includes:

- Structure
- Wheels
- Inside panels

## STEP 2 - Mobile work surface customization

Selection of elements 1 to 4

Closing system, locking system and colour strips must be ordered in duplicate for a mobile double-column work surface, and in triplicate for a mobile triple-column work surface

		Double-column work surface	Triple-column work surface
1	Upper shelf	8Y001_6400CP2	8Y001_6400CP3
2	Roller shutter door	8Y002_6010F3 (x2)	8Y002_6010F3 (x3)
	Door wing	8Y002_0010F1 (x2)	8Y002_0010F1 (x3)

Mobile work surface can be ordered without closure.

**BE CAREFUL!** For double-column work surface without roller shutter door or with door wing, you have to add 2 end stops ref. [8Y014](#). For triple-column work surface without roller shutter door or with door wing, you have to add 3 end stops ref. [8Y014](#).

3	Code lock	8Y003CODE3 (x2)	8Y003CODE3 (x3)
	Badge lock	8Y003BADGE3 (x2)	8Y003BADGE3 (x3)

Mobile work surface can be ordered without lock.

4	Colour	Magenta pink	8Y004_0010RM (x2)	8Y004_0010RM (x3)
		Apple green	8Y004_0010VP (x2)	8Y004_0010VP (x3)
		Sky blue	8Y004_0010BC (x2)	8Y004_0010BC (x3)

\*For precise height, see technical data



Compact laminate upper shelf



Roller shutter closure



Door wing



Code lock



Badge lock

Magenta pink

Apple green

Sky blue

## Accessories and internal fittings


Standard rail, push handle, drawers...

Please refer to product data sheets.



# Technical data

## Overall dimensions of trolley



## Useful dimensions of upper shelf

**Double mobile work surface:**  
L. 1457 mm  
D. 562 mm

**Triple mobile work surface:**  
L. 2174 mm  
D. 562 mm

## Upper shelf height

H. 1064 mm

## Materials

<b>Structure</b>	Complete welded and EPOXY anti-corrosion treated aluminium one-piece structure
<b>Work surface</b>	Compact laminate 10 mm thickness
<b>Slides</b>	ABS (Acrylonitrile Butadiene Styrene)
<b>Closing system</b>	Roller shutter door: PP (Polypropylene), 2 mm thickness Door wing: Aluminium with EPOXY painting
<b>Wheels</b>	Simple non marking rubber wheels - polyamide cover (PA)
<b>Bumpers</b>	4 non marking round stop blocks made of EVA (Ethylene Vinyl Acetate)
<b>Strip of colour</b>	70 micron calendered PVC vinyl film with acrylic adhesive

## Additional information

<b>Wheels</b>	125 mm diameter - 2 breaking wheels + 2 swivelling wheels Wheel and wheel-pin double blocking	
<b>Empty weight</b>	Double: 56 kg	Triple: 80 kg
<b>Capacity</b>	Double (40 mm levels): - 38 levels for mobile work surface with roller shutter - 40 levels for mobile work surface without roller shutter or with door wing	Triple (40 mm levels): - 57 levels for mobile work surface with roller shutter - 60 levels for mobile work surface without roller shutter or with door wing
<b>Locking system</b>	Code lock (with spare key) / Badge lock	

## Packaging

<b>Packing</b>	Individually on pallet strapped and film-wrapped, or on wheels, with proper protection	<b>Dimensions L X D x H</b>	Double: 80 x 150 x 120 cm Triple: 80 x 220 x 120 cm
<b>Gross weight (structure + packaging)</b>	Double: 68 kg Triple: 92 kg	<b>Volume</b>	Double: 1,5 m <sup>3</sup> Triple: 2,2 m <sup>3</sup>